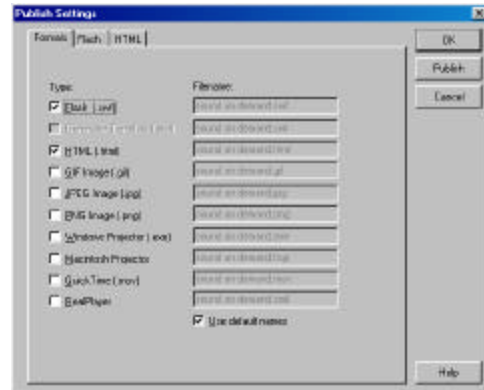
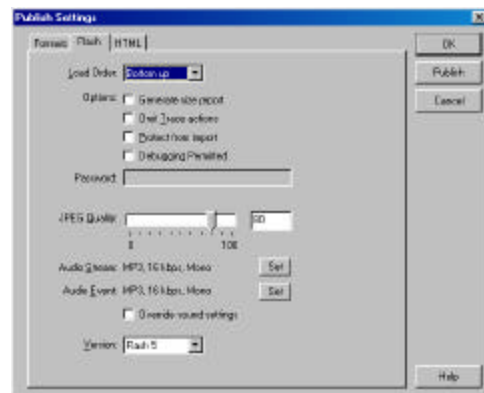


## Setting the Audio Compression

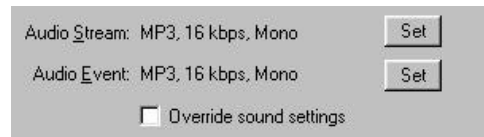
File | Publish Settings



Tab to “Flash”



Find and click the “Set” button next to Audio Stream.

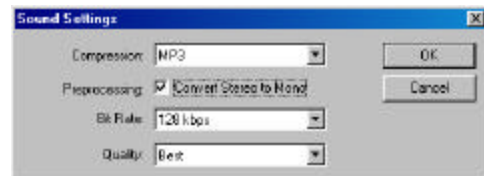


You will see this Sound Settings Box. Change the Bit Rate to 128 (56 is good enough quality for voice). Change the Quality to “Best.” Converting stereo to mono is optional.



The settings should look like this when you’re done.

Click the OK button.



Repeat for Audio Event.